




Test-2 Nested Bullets

Bizagi Process Modeler

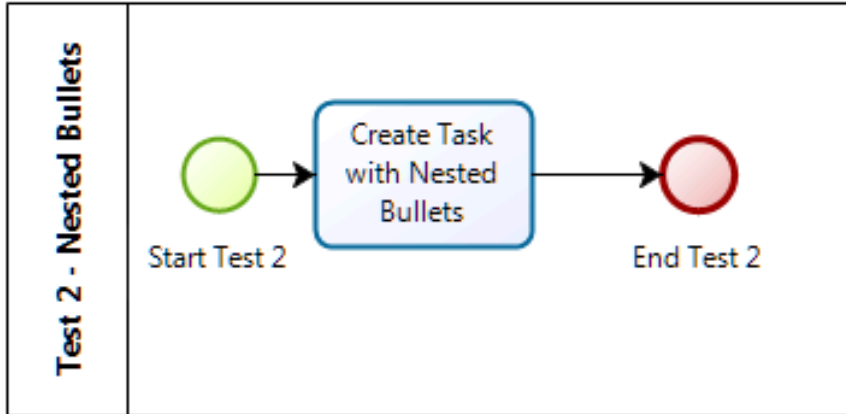
Table of Contents

1	Diagram 1.....	3
1.1	Test 2 - Nested Bullets.....	4
1.1.1	Process Elements.....	4
1.1.1.1	 Start Test 2.....	4
1.1.1.2	 Create Task with Nested Bullets.....	4
1.1.1.3	 End Test 2.....	4

1 Diagram 1

Version: 1.0

Author: mairegoss



1.1 Test 2 - Nested Bullets



Description

This process was designed to show how Nested Bullets created in the Expand window do not retain their nesting when the Expand window is closed

Please refer to the MS Word output file to see the published version of the issue.

Anyone should be able to duplicate this issue by creating their own identical model.

Would appreciate knowing if this issue is still happening to others . . .

1.1.1 Process Elements

1.1.1.1 Start Test 2

1.1.1.2 Create Task with Nested Bullets

Description

There are several issues that I am encountering.

They are as follows:

- 1 The first is that the descriptions are not using my default font and must be changed manually (this is a first level bullet)
- 1 The default I set for Segoe UI 9pt appears only in the model itself (2nd level bullet)
- 1 Element descriptions appear in Segoe UI 8pt (2nd level bullet)
- 1 The second is that a Times New Roman 8pt "ghost" font keeps appearing in my descriptions. (This is a first level bullet)
- 1 Highlighting all characters in the description and selecting Segoe UI 9pt works for all characters only until focus shifts from the description (2nd level bullet)
- 1 When focus is returned to the element and the Expand window opened again the following happens (2nd level bullet)
- 1 Any line spaces revert to Times New Roman 8pt (3rd level bullet)
- 1 A TNR 8pt character is added at the beginning of the line space (3rd level bullet)
- 1 The third is that my bullets do not retain their nesting (this is a first level bullet)
- 1 Example: this is a second level bullet
- 1 Example: this is a third level bullet

1.1.1.3 End Test 2